

Integrating self-sensing nano composite and fiber optic sensors technologies for advancing structural monitoring: A mini review

Panga Bhavana, N. K. Karthikeyan, S. Elavenil

Online Publication Date: 20 September 2024

URL: <http://www.jresm.org/archive/resm2024.362ma0722rv.html>

DOI: <http://dx.doi.org/10.17515/resm2024.362ma0722rv>

Journal Abbreviation: *Res. Eng. Struct. Mater.*

To cite this article

Bhavana P, Karthikeyan N K, Elavenil S. Integrating self-sensing nano composite and fiber optic sensors technologies for advancing structural monitoring: A mini review. *Res. Eng. Struct. Mater.*, 2025; 11(4): 1491-1507.

Disclaimer

All the opinions and statements expressed in the papers are on the responsibility of author(s) and are not to be regarded as those of the journal of Research on Engineering Structures and Materials (RESM) organization or related parties. The publishers make no warranty, explicit or implied, or make any representation with respect to the contents of any article will be complete or accurate or up to date. The accuracy of any instructions, equations, or other information should be independently verified. The publisher and related parties shall not be liable for any loss, actions, claims, proceedings, demand or costs or damages whatsoever or howsoever caused arising directly or indirectly in connection with use of the information given in the journal or related means.



Published articles are freely available to users under the terms of Creative Commons Attribution - NonCommercial 4.0 International Public License, as currently displayed at [here](#) (the "CC BY - NC").

Integrating self-sensing nano composite and fiber optic sensors technologies for advancing structural monitoring: A mini review

Panga Bhavana ^a, N. K. Karthikeyan ^b, S. Elavenil ^{*,c}

Vellore Institute of Technology, Chennai-campus, School of Civil Engineering, Chennai, India

Article Info

Article History:

Received 22 July 2024

Accepted 12 Sep 2024

Keywords:

Concrete structure;
Structural health
monitoring;
Advanced sensing
technologies;
Fiber optic sensors;
Self-sensing nano
composites;
Multifunctional sensors

Abstract

Concrete structures are susceptible to various damages due to ageing and natural hazards. The growing research focus in civil engineering systems is Structural Health Monitoring (SHM). Meanwhile, advanced sensing technologies play an eventual role in SHM, enhancing safety and maintenance by providing real-time data on concrete structures. This review represents the characteristics of advancing sensing technology, such as self-sensing sensors based on nanomaterials and fiber optic sensors. Further, the investigation has been performed to comprehend the evolving field of sensing technology related to several aspects, such as the principal mechanism, practical application, and challenges pertain to SHM. The advantages and limitations of integrating self-sensing multifunctional sensors with nanotechnology as an alternative to fiber optic sensors is discussed. In addition, the analogy of these two sensors is detailed to understand the efficiency of advanced sensing technology using nanotechnology. Both types of sensors exhibit the capability to monitor the changes in the structures. Self-sensing technology provides a straightforward solution, thus leading to cost-effective and simplified structural integrity compared to complex and fragile fiber optic sensors. Self-sensing multifunctional sensors offers an efficient integrated approach while fiber optic sensors provide comprehensive solution for structural monitoring. Particularly, self-sensing sensors offers direct data collection and large-scale applications for extensive projects due to their ease of installation. Therefore, the highly advanced self-sensing sensors with Level 5 technology will eventually be an ideal choice over FOS for SHM.

© 2025 MIM Research Group. All rights reserved.

1. Introduction

Concrete is an extremely versatile and composite material, that has been used globally for buildings, bridges, highway pavements, dams, tunnels, railway roads, sewers, and other infrastructure for over 200 years because of its durability, strength, and affordability [1]. Despite this, due to a lack of advanced technologies in concrete and limited maintenance of infrastructures [2,3], the concrete is subjected to extreme conditions, including chemical and physical effects, changes in the environmental conditions due to concrete shrinkage, stress, and pressure due to overloads leads to cracking, freeze-thaw cycle, corrosion, abrasions, and deterioration [4–7]. Thus, SHM would be of great scientific importance in detecting early signs of deterioration to extend the life of structures and reduce maintenance costs in existing structures [8]. Furthermore, it greatly adapts to the challenges of a dynamic building environment. An innovative approach to SHM involves real-time and continuous monitoring of structures to assess the performance, condition, and integrity of civil infrastructures [9,10]. The SHM collects data about the structural behavior and

*Corresponding author: elavenil.s@vit.ac.in

^aorcid.org/0009-0004-5252-9915; ^borcid.org/0000-0002-7963-7009; ^corcid.org/0000-0003-4964-829X

DOI: <http://dx.doi.org/10.17515/resm2024.362ma0722rv>

Res. Eng. Struct. Mat. Vol. 11 Iss. 4 (2025) 1491-1507

identifies irregularities to allow insights that makes the decision [11]. A major component involved in SHM is advanced sensing technology that is based on various types of sensors. However, employing advanced sensing technology such as fiber optic sensors (FOS) [12] and self-sensing multifunctional sensors (SSMS) [13] for SHM has become comprehensive research interest. Due to these recent advancements in SHM, non-destructive techniques (NDT) of foretelling structural damage have significantly reduced [14].

The FOS play a crucial role in SHM due to their durability, accuracy, and ability to provide real-time data on various parameters of structures [15]. In SHM, the FOS involves in monitoring the changes in properties of structural elements by utilizing optical fibers with the interaction of light frequency and strain within the structure [16]. Such FOS is highly sensitive to detect small structural changes due to environmental conditions. Therefore, multiple sensors are required to be multiplexed along a single optical fiber to reduce the complexity and cost during installation. Moreover, it gives the possibility of monitoring using remote control for structures where the data can be transmitted over long distances. In the context of SHM, fiber-optic sensors are applied to monitor the strain and stress, temperature, crack detection, vibration, pressure, and load distributions in critical areas of structures [17,18], that extends the lifespan of infrastructures. It ultimately leads to improved infrastructure resilience by reducing unnecessary manual inspections and repair.

Noticeably, Intrinsic self-sensing sensors or SSMS are cement-based sensors which could be an alternative to fiber optic sensors but with different mechanism which is competitive and challenging in SHM to analyze the integrity and condition of the structures. SSMS are placed directly in different forms such as embedded, coating, sandwich, and bulk form into the structural material [19] to measure various parameters, such as strain, humidity, and temperature, without any external sensors [20]. The principle of self-sensing sensors is typically based on piezoelectric [21] and capacitive sensors. These self-sensing sensors are built directly into the structure without external attachments and highly sensitive to small changes in the behavior of the structure, respond quickly, and allow for immediate assessment of structural health. It has limited measurement range compared to some other external sensors. Additionally, developing and embedding SSMS can be expensive depending on the sensing material and challenging, respectively [22]. This mini state-of-the-art discusses the complete characteristics of FOS and SSMS with their features for dominant SHM application.

2. Characteristic of Advanced Sensing Technologies

2.1 Fiber optic sensors

In the field of civil engineering, the integration of FOS has emerged as an advanced technology for monitoring the structural integrity and complexity of various structures [23]. FOS are becoming more popular for SHM because they have a high level of sensitivity, accuracy, and can measure parameters like as strain, temperature, and vibration without significant signal loss. Due to their resilience to electromagnetic interference and lightweight characteristics, they are well-suited for integration into different structures without affecting their qualities. FOS possess durability, resilience under challenging conditions, and the ability to facilitate multiplexing, allowing for the simultaneous monitoring of several sensors using a single fiber. In addition, their ability to sense and gather data from multiple locations allows for continuous monitoring of a whole structure, providing real-time information. The extended longevity and little upkeep of FOS also contribute to its cost-effectiveness in the context of extensive, vital infrastructures. FOS is adopted for condition assessment of concrete piers which is subjected to impact load [24] as well as in static and dynamic monitoring of large structures [25]. Typically, FOS are classified in varieties as shown in Figure 1, including Fabry-Perot type interferometers (FP-I), Fiber Bragg grating (FBG), microbend, wavelengths, and Brillouin [16,17,26] with special coatings and strain mechanisms which are useful in detecting various parameters such as stress, pressure, length, crack width, temperature, and chemical changes. The aforementioned advanced sensor technology provides engineers and researchers with real-time data, allowing them to comprehensively understand how structures behave under different conditions. For instance, Figure 2 shows the overview of FOS with deep learning techniques for SHM. However, the installation of these sensors poses many

challenges, especially ensuring their proper integration into structural components. To overwhelm such setback, it is associated with fiber escape, strain relief conduits, and wireless telemetry solutions to improve the reliability and efficiency of installation [27,28]. The FOS is unsusceptible to radio and electromagnetic interference owing to its dielectric material [29]. Among FOSs, the use of FBG sensor and Stimulated Brillouin Scattering (SBS) sensors has become prevalent in measuring temperature and strain with exceptional sensitivity and accuracy [30]. Besides the change in wavelength of FBG, the change in strain and temperature can be determined using the Equation (1) and modelled by using equation (2) – (5) [31–35].

$$\frac{\Delta\lambda_B}{\lambda_B} = P_e \varepsilon_{zz} + (P_e (\alpha_s - \alpha_f) + \zeta) \Delta T \quad (1)$$

Where P_e is coefficient of strain optic α_s is thermal expansion of material; α_f thermal expansion of optic fibre; ε_{zz} is axial strain; ζ is coefficient of thermo-optic;

$$\Delta\lambda_B = K_\varepsilon \varepsilon + K_T \Delta T + K_P P \quad (2)$$

$$K_\varepsilon = [1 - 0.5n_{eff} (\rho_{12} - \nu(\rho_{11} - \rho_{12}))]\lambda_B \quad (3)$$

Where;

$$K_T = [\alpha + \xi]\lambda_B \quad (2)$$

$$K_P = [-\frac{1 - 2\nu}{E} + \frac{n^2}{2E} (1 - 2\nu)(2\rho_{12} + \rho_{11})]\lambda_B \quad (3)$$

But the FBG sensors that is attached to the structures using adhesives, failing to which errors due to temperature [36]. Also, Moyo et al. compared the static and tensile test results of concrete beam and steel bar, respectively. The investigation exhibit that the FBG can be effectively used for strain measurement because the system having an accuracy of $5\mu\epsilon$ and sensitivity of $1\mu\epsilon$ [32]. Whereas, FBGs are particularly suitable for distributed sensing, while SBS sensors enable distributed sensing capabilities [37].

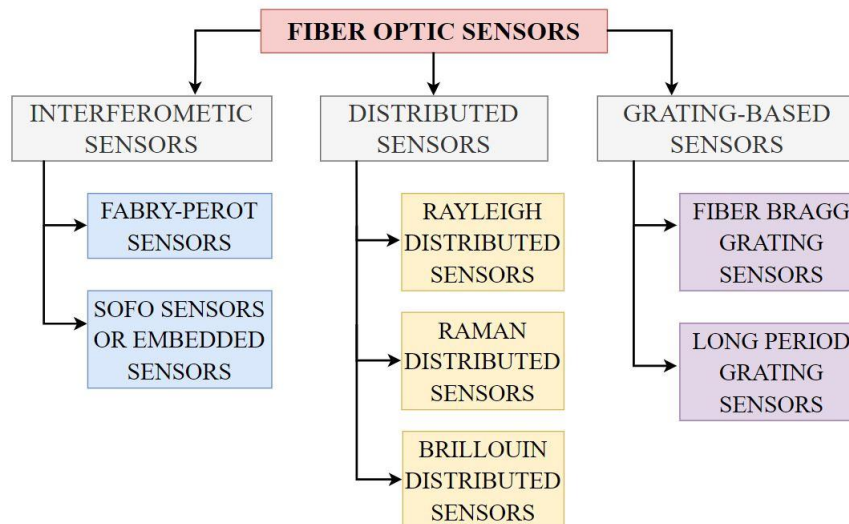


Fig. 1. Classification of fiber optic sensors

The distributed FOS enables the automatic interpretation of crack measurement using machine learning techniques [38]. Such FOS technologies offer reliable and precise solutions to various technical challenges making them invaluable tools for monitoring and data collection in a wide range of civil engineering applications like infrastructure monitoring [39] and marine structures [40]. Consequently, a significant innovation in the field of smart optical fiber (SOF) is the development of FOS pre-embedded in concrete (PEC) as shown in Figure 3 a) and 3 b). The particular sensors are specifically designed to analyse the temperature characteristics of various cementitious matrix materials and pre-stressed bars. Despite the practical challenges associated with the sensitivity and fragility of FOS [25], the implementation of PEC sensors represents a significant leap forward in the quest for enhanced structural monitoring and safety within the construction industry [41,42].

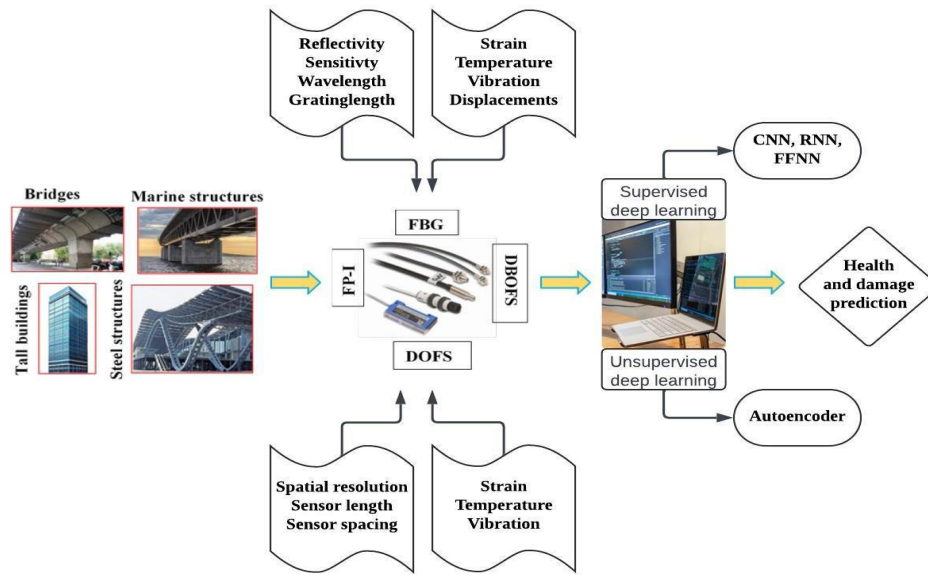


Fig. 2. Overview of FOS with deep learning technique for SHM

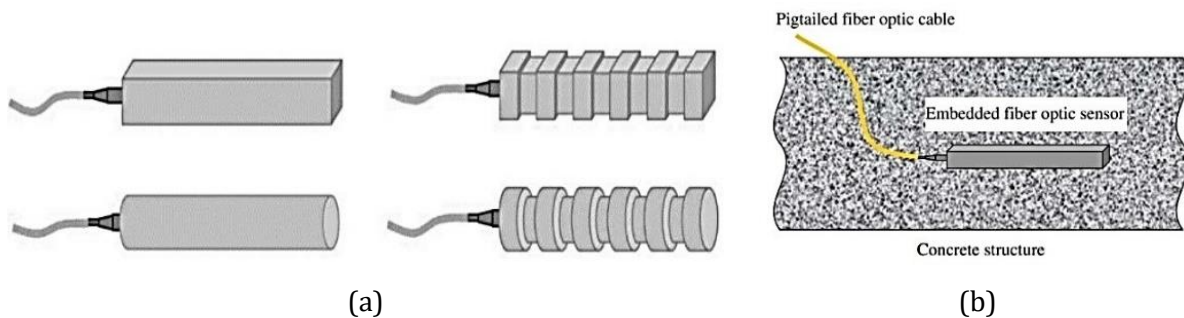


Fig. 3. (a) Shapes of PEC sensors [42], (b) Embedded FOS in concrete structure [41]

In addition, the FOS has led to the discovery and use of plastic optical fibers (POF) in crack and monitoring applications due to its traditional fragility. The POFs exhibit light intensity changes at the initial crack growth stage, making them suitable for early detection. The experimental results using crack simulation samples and concrete beams exhibit that the sensitivity of POF in crack monitoring decreases as the angle between POF and crack increases [43]. Moreover, lens based POF is used to monitor the rebar corrosion due to impressed current [44]. Eventually, the advances towards POF is by highlighting the adaptability and flexibility of FOS technology associated with structural health monitoring [43,44]. Besides the crack and corrosion monitoring, the real-time analysis of temperature and strain of the pavement slabs are monitored using distributed FOS. It has the capability of providing a comprehensive analysis of longitudinal temperature distributions, heat flux transfer from top to bottom, and strain patterns in both vertical and longitudinal orientations.

The immediate insights derived from these results aid in assessing potential deformation patterns within the pavement slab, contributing to game changer of structural assessments and maintenance [45,46]. Additionally, FOS continue to evolve and offers a recent advancement capability for SHM. For instance, the recent insights such as smaller, flexible FOS enabling integration into diverse structure; improved spatial resolution for detecting minute changes over long distances; and wireless communication enhancing the real-time data transmission. In addition, FOS integrated with AI and IoT analytics for predicting and assessing the damages in the structure.

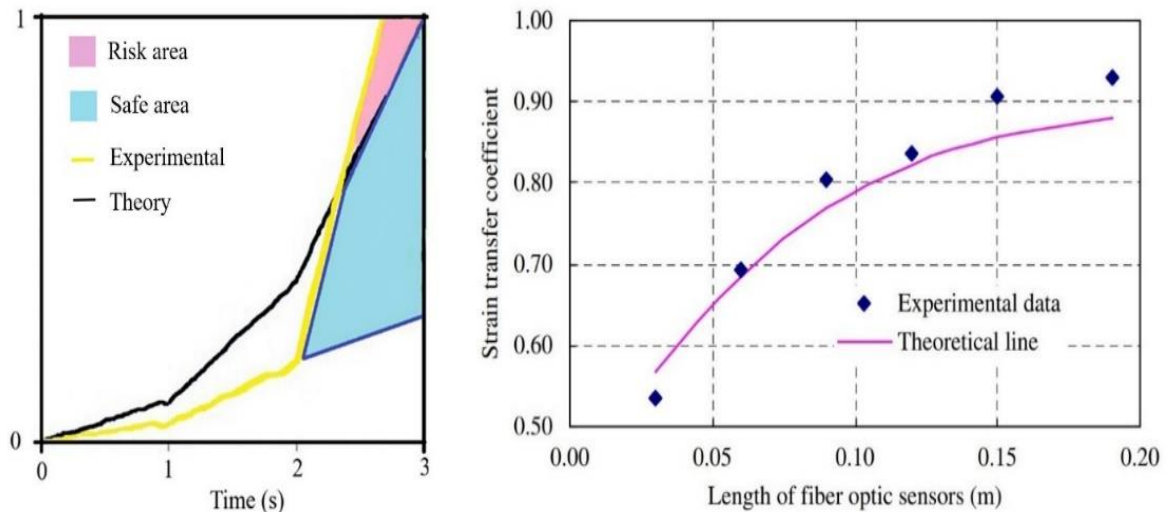


Fig. 4. Graphical representations of experimental and theoretical results for SHM using FOS [16,41]

The FOSs can assess various parameters, including strain, temperature, refractive index, chloride ion concentration, and pH value for all type of reinforced concrete. The Figure 4 represents the graphical interpretation of experimental and theoretical results obtained using FOS, where the structural integrity is determined between two curves. The FOS has the advantage in offering real-time information on structural deformation and stress, which can improve safety by detecting potential problems before they occur. In this regard, the real-time data obtained using linear regression curve between the corrosion penetration and deformation measured using optical fiber is depicted in the Figure 5 for an elementary observation. Furthermore, the continuous monitoring supported by FOS technology contributes to the development of predictive maintenance strategies, minimizing the risk of structural failure, and optimizing the lifespan of critical infrastructure.

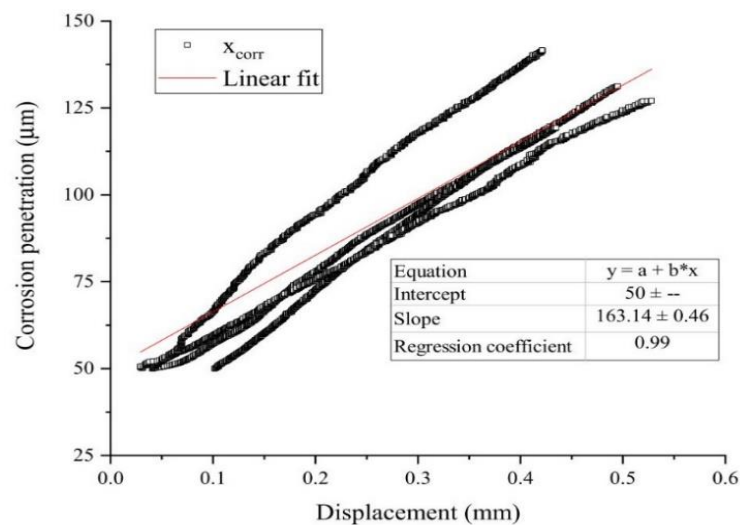


Fig. 5. Linear regression curve for the real-time data using optical fiber [44]

It is used to monitor the shrinkage and creeps of the concrete, loads on cable bridges, rebar corrosion and crack detection, rail tracks, underground mines, water pipelines for leakages, masonry structures, steel and concrete bridges. The implementation of optical fiber in various forms for SHM of different civil structures and elements is shown in the Figure 6. However, there are still certain shortcomings in FOS such as expensive interrogation system, need for specialist expertise and several repeaters for signal boosting. Moreover, to understand the working principal of FOS, it is necessary to know the basics of light propagation in fiber optical cables where the entire process is based on the principle of total internal reflection. This phenomenon is particularly noticeable when the shell material has a lower refractive index than the core material. The proper application of these principles is essential for the successful design and deployment of fiber optic sensing systems. Nonetheless, the FOS is commonly employed for SHM, the operative service and durability of sensors is quite a disadvantage and requires an alternative with multifunctional properties.




Fig. 6. Implementation of FOS in various forms for system of civil SHM a) Crack detection in rebar [47] b) Monitoring rail tracks [48] c) Strain monitoring in underground mining tunnel [49] d) Monitoring steel bridge crossing in china [50] e) Embedded sensors in concrete element for SHM [41] f) Crack detection in masonry walls [51] g) Monitoring leakage in the water pipeline [52]

2.2 Nano Self-Sensing Composites/Multifunctional Sensor

The cement matrix is not a conductive material without sensing parameters. Therefore, a conductive filler is dispersed effectively into the cementitious matrix to develop SSMS composite [53–57]. The structure of SSMS composites is depicted in Figure 7 a). This technique is based on the principle of the piezo resistivity effect, where the nano functional filler creates a conductive network resulting in conductivity [58–60]. While incorporating nano conductive fillers, the electrical resistivity of composites will reduce to 1 ohm cm. The conductivity network formed by the effective electron hopping and percolation path attributes to the sensitive particles inside the cement matrix, which is called as percolation threshold (Φ_c). Figure 7 b) depicts the formation of conductive networks in the matrix. The different conduction theories for SSMS composites includes, percolation theory [61], the tunneling effect [62], electric field emission [63], and effective medium theory [64]. The behavior of SSMS depends on the nature of electrical conductivity in the matrix as a function of filler concentration (Φ), during the process of percolation. There are different zones of conductive mechanisms during the formation of conductive networks. In the zone A ($\Phi < \Phi_c$) mechanism, the conductive filler or nanofiller percentage is less compared to the percolation threshold. Here, the cement matrix will tend to have high resistivity due to the more movement of electrons which resist creating a conductive network. It is also called an insulation zone showing ionic conduction. In zone B ($\Phi = \Phi_c$), percolation indicates that the conductive filler amount is equal to the percolation threshold. Therefore, the distance between the fillers will be reduced and the conductive link will start resulting in tunnelling conduction. In zone C ($\Phi > \Phi_c$), the filler concentration will be greater than the percolation threshold and the mechanism itself stabilizes the sensing property inside the matrix.

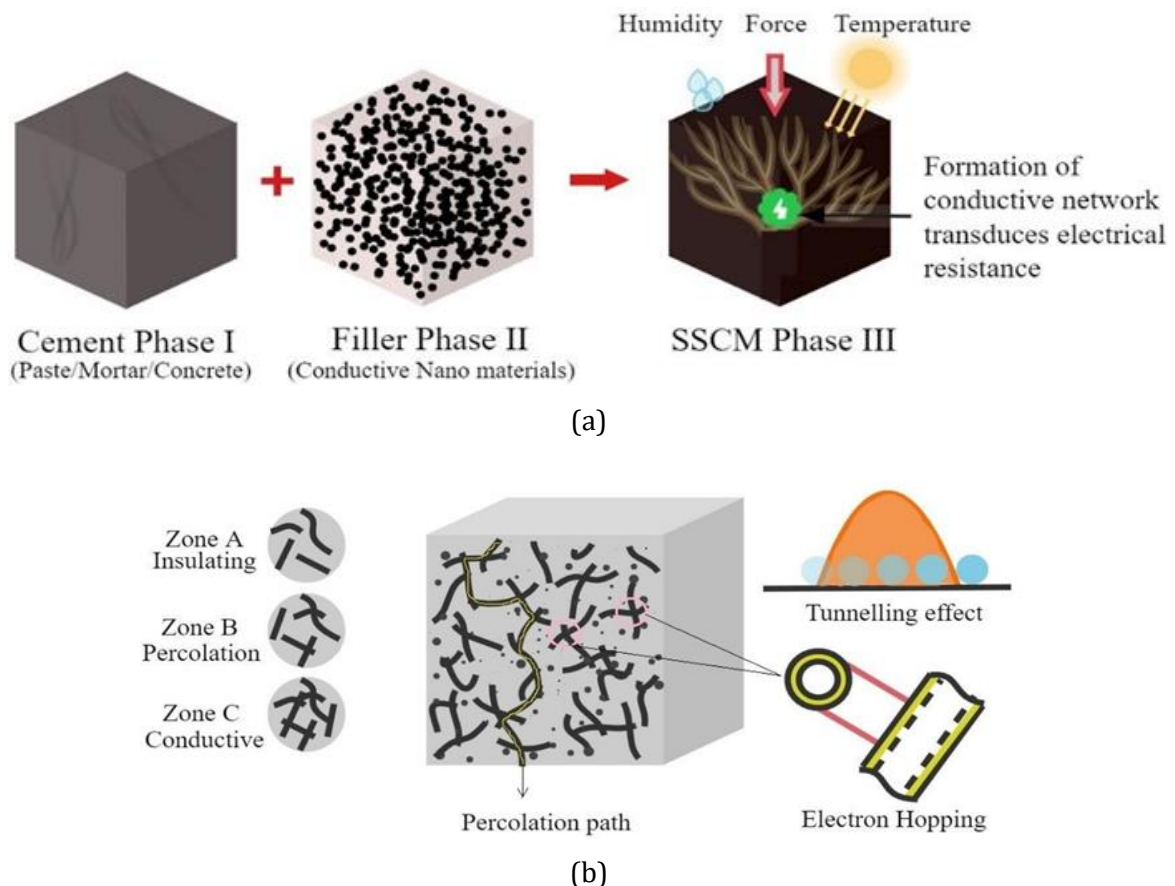


Fig. 7. a) 3-phase structure of self-sensing [65], b) Formation of conductive network in matrix [65]

When these sensing composites are exposed to the natural ecological process or external forces or loads [53,61], the network inside the matrix is distributed leading to FCR (fractional change in resistivity). By principally adopting this method, electrical property could be measured to

determine the cracks, damage, stress, strain, temperature, and humidity in various loading conditions like static or cyclic. This also depends on the contact between the fillers in the composites due to piezo resistivity [59]. The principle of SSMS behaves like a human brain as a nervous system like human action [66]. The cement-based sensors were compared with 10mm foil strain sensor for cyclic compression load by converting to electrical resistivity resulting in less error margin.

The SSMS composite influenced with conductive nanomaterial influence multifunctional properties that are used effectively in the different civil engineering application for SHM. Cement-based sensors are exceptionally efficient for SHM owing to their material compatibility with concrete, which guarantees precise and dependable readings of strain, cracks, and deformation. Their self-sensing capabilities, utilizing variations in electrical resistivity to identify stress and fractures, facilitate the early diagnosis of structural problems. These sensors, embedded directly in concrete, provide durability, long-term stability, and resilience to hostile environments, rendering them suitable for continuous monitoring. Cement-based sensors are cost-effective and easily integrated during construction, offering both local and distributed sensing capabilities to monitor extensive areas or crucial locations. Their adaptability, along with prospective improvements through smart materials, renders them a sustainable and efficient choice for long-term infrastructure monitoring. Concurrently, SSMS composites is also defined as nanocomposites with special properties like sensor application which is used in advanced industries [67]. Moreover, it is appropriately used in many applications to monitor the effects of the reinforced concrete beams [68], stress-strain behavior of concrete using cement sensor by short analysis time [69], beam-column sub-assembly using embedded SSMS [70], to transform roads into smart pavements by weigh-in-motion (WIM) characterization [71,72], and to detect the traffic of vehicle speed and human motion [73,74]. Moreover, SSMS is used in rail infrastructures for low-cost monitoring, railway sleepers, and aircraft structures for self-diagnostic functionalities [75–77]. In addition, the self-sensing sensors are used to evaluate the temperature and moisture variations of concrete structure [20].

The renaissance of SSMS composites is developed with essential sensing properties such as electrical resistivity, piezo resistivity (FCR, hysteresis, linearity, repeatability, and signal to noise ratio), electrical sensitivity (stress, strain, and force sensitivity), and conductivity. Simultaneously, developing hydrophobic SSMS composites is crucial for maintaining the durability of cement-based composites [78,79]. The schematic illustration of measuring electrical resistivity and piezo resistivity is depicted in the Figure 8 a) and 8 b). In order to measure the multifunctional sensing ability, the following relevant formulae are used, as stated in the equation (6) – (15).

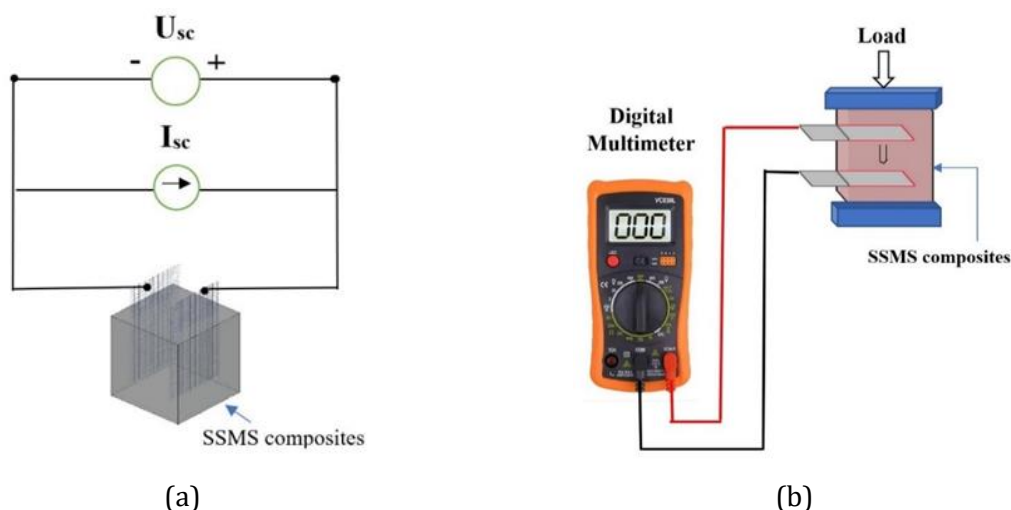


Fig. 8 a) Electrical resistivity measurement, b) piezoresistivity measurement

2.2.1 Electrical Resistivity (ρ)

$$\rho = \frac{U_{sc} \cdot R_r \cdot A}{U_r \cdot L} \Omega.cm \quad (6)$$

where U_{sc} = voltage of the sensor composite (v), U_r = voltage of the resistor (v), R_r = resistance of the resistor (Ω), L = distance between electrodes (cm), and A = area of electrodes (cm^2).

2.2.2 Piezo Resistivity

$$FCR = \frac{\frac{V_{sc} \cdot R_r}{V_r} - R_i}{R_i} \quad (7)$$

Where V_{sc} = voltage over the sensor composite (v), R_r = resistance of the resistor (Ω), R_i = initial electrical resistance of the sensor composite (Ω), V_r = voltage of the resistor (v);

$$Hysteresis (H) = \frac{\Delta FCR_{max}}{FCR_f} \quad (8)$$

$$Repeatability (L) = 1 - \frac{\Delta FCR_{max-i}}{FCR_f} \quad (9)$$

$$Linearity (E) = \frac{\Delta Max}{\Delta \rho_{FS}} \quad (10)$$

$$Signal\ to\ noise\ ratio\ (SNR) = 10 \log_{10} \left(\frac{P_s}{P_n} \right) = 10 \log_{10} \left(\frac{A_s^2}{A_n^2} \right) \quad (11)$$

Where ΔFCR_{max} = maximum variation of FCR, FCR_f = change in electrical resistance under loading, ΔFCR_{max-i} = maximum change in FCR, $\Delta \rho_{FS}$ = full scale FCR output value, P_s = signal power, P_n = noise power, A_s = amplitude of signal, A_n = amplitude of noise, and ΔMax = maximum deviation between the piezoresistive.

2.2.3 Electrical Sensitivity

$$Strain\ sensitivity\ co : \frac{\Delta R/R_i}{\varepsilon} = \frac{FCR}{\varepsilon} \quad (12)$$

$$Stress\ sensitivity\ coefficient: \frac{\Delta R/R_i}{\sigma} = \frac{FCR}{\sigma} \quad (13)$$

$$Force\ sensitivity\ coefficient: \frac{\Delta R/R_i}{F} = \frac{FCR}{F} \quad (14)$$

Where ΔR = variation in electrical resistance (Ω), ε = strain due to load, σ = stress/load, R_i = initial electrical resistance of SSMS (Ω), ε = strain due to load, σ = stress/load.

2.2.4 Conductivity

$$\delta = \delta_f \left(\frac{\varphi - \varphi_c}{1 - \varphi_c} \right)^\gamma \quad (15)$$

Where, δ_f = filler conductivity, γ = universal exponent, φ = filler concentration, and φ_c = percolation threshold.

The dominant sensing parameters are crucial in self-sensing composites for structural health monitoring application. The Table 1 depicts the various improved parameters to attain smart composites. Whereas, the challenges faced during installation, visualization, and identifying the crack patterns and failures are greatly reduced. The integration of nanomaterials into the SSMS enables it to exhibit versatile characteristics, which can be effectively utilized in a range of applications. These include monitoring high-speed rail infrastructures, detecting traffic, and implementing smart pavements through weigh-in-motion (WIM) sensing. Further, SHM is utilized

in several applications, including railway sleepers, vibrations, structure deformations, dynamic load behavior, aviation structures, self-cleaning, stress-strain behavior of concrete, corrosion of steel in concrete structures, and monitoring the operation of large-scale sub-assemblages such as RC beams and beam-columns. This enables the use of SSMS in SHM to achieve intelligent and sustainable infrastructures, with a focus on high accuracy and convenient installation. Figures 9 depict the utilization and implementation of SSMS in various structural contexts to monitor the condition and detect any damage. The high precision self-sensing sensors paves the way for various field applications as an alternate to FOS to attain smart infrastructure.

Table 1. Improved parameters of self-sensing multifunctional sensor

Type of composites	Stress Sensitivity (% / MPa)	Strain Sensitivity	Linearity (%)	Repeatability (%)	Hysteresis (%)	Ref. / Year
Paste	1.35	227	4.17	4.05	3.61	[77]/2007
Mortar	2.69	7.4	-	-	-	[80]/2015
Mortar	2.86×10^{-3}	30.28	-	-	-	[81]/2017
Mortar	3.12	521	-	-	-	[82]/2018
Mortar	-	155	-	0.95	-	[83]/2020
Mortar	-	-	15.47	28.12	-	[84]/2021
Mortar	-	155.5	0.961	-	-	[85]/2021
Mortar	2.714	-	11.795	13.178	-	[86]/2021
Paste	-	74.90	0.67	-	1.14	[87]/2021
Paste	1.27	408	15.51	11.92	25.86	[88]/2022
Paste	-	30.10	-	0.994	-	[89]/2022
Paste	1.39	463	10.84	10.05	19.32	[90]/2022
Paste	0.49	86.03	-	-	-	[91]/2022
Paste	-	142	0.891	0.750	0.382	[92]/2022

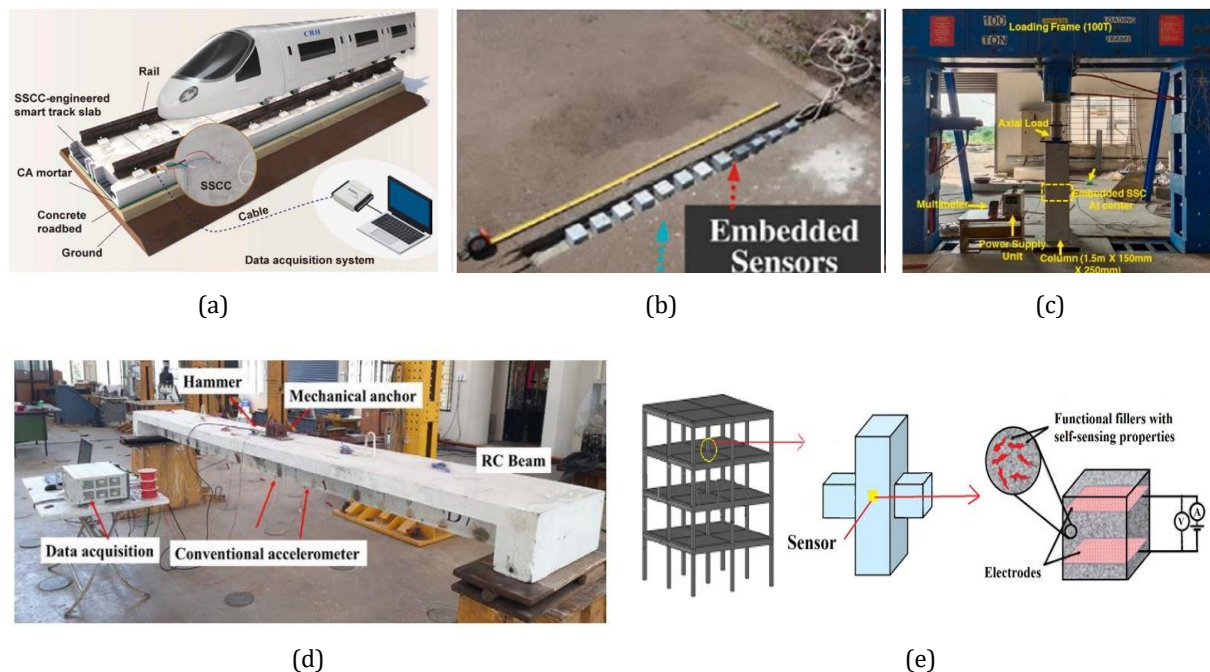


Fig. 9. a) High speed rail monitoring [77] b) Traffic monitoring [93] c) Measuring deflection of column using SSMS [94] d) vibration sensing of RC beam [95] e) Application of SSMS in structures [65]

3. Analogy between FOS and SSMS

In contrast to FOS with SSMS technology for SHM, both technologies have their own advantages and limitations. Besides, FOS, developed by the Fiber Bragg grating and Fiber-Perot interferometer, provides versatile and advanced techniques for collecting real-time data on various parameters; automated technology perception is more capable, particularly in certain situations. In SSMS sensing technology, such as smart materials with built-in sensing capabilities directly emerge into structural elements. This inherent characteristic exhibits the process of monitoring, reduces complexity in integrating, and mitigates both fragility and sensitivity. Furthermore, SSMS technology is often integrated with the structural components in order that monitoring can be distributed and continuous without additional instrumentation.

Table 2. Comparative study between different FOS and SSMS composite

Sensors	Type	Material	Working principle	Type of damage detected	Advantages	Limitations
Fiber Optics Sensor	Optical	Optic fiber	Light refractivity	Multiple	Effective for damage detection for entire length of fiber, Free from Electromagnetic Influence	Fragile, hence proper care to be taken while installation
FBG Sensor	Optical	Optic Fiber	Light refractivity	Multiple	Effective for damage detection for entire length of fiber, Free from Electromagnetic Influence	Fragile, hence proper care to be taken while installation
Carbon based graphene sensor	Wired, electrical	Carbon nano material	Change in electronic energy band	Multiple	Lightweight and highly sensitive	In certain applications it is used for particularly for one damage parameter In certain applications it is used for particularly for one damage parameter
Cement based sensor	Wired, electrical	Cement with nano material	Change in fractional change in resistivity	Multiple	Parent element which is easy to embed into concrete	In certain applications it is used for particularly for one damage parameter

In practice, SSMS sensing technology can provide a more straightforward solution, particularly when the structural material is capable of sensing. Therefore, it can lead to cost savings and simplified monitoring, compared to the more complex installation processes and potential issues with FOS. Moreover, SSMS sensing technologies provide a more direct and immediate assessment of structural conditions because they are intrinsically embedded within the structural material, providing real-time feedback without any external sensors. However, it's important to choose between FOS and SSMS sensing technology depending on the requirements of the application. FOS is applied for various parameters, such as temperature, strain, pressure, and environmental changes. Their adaptability and versatility make them convenient for a broad range of applications. Additionally, SSMS sensing technologies can be more advantageous in the SHM applications. The comparative study for different FOS and SSMS sensors used for SHM is shown in Table 2. Concisely, both FOS and SSMS composites exhibit the capability to monitor the changes in their surroundings. Meanwhile, they contribute valuable insights into SHM and environmental conditions through their different physical principles.

4. Conclusion and Future Study

This mini-review gives the retrospective discussion on the characteristics of advanced sensing technologies, such as self-sensing cement sensors developed using nanomaterials and commercially available fiber sensors. The investigation has been performed to perceive the evolving field of sensing technology related to several aspects, such as the principal mechanism, practical application, and challenges pertain to SHM. Eventually, this mini-review guides an understanding of AST for SHM with FOS and SSMS composites with their principles and parameters. The priority of either FOS or SSMS composites in SHM may depend on the specific projects. However, sensitivity and measurement accuracy are the crucial parameter for adopting both FOS and SSMS for detecting the changes during structural integrity. Whereas, selecting right FOS involves balancing the accuracy, reliability, and range on the specific requirement for SHM. While the SSMS technologies offer an efficient integrated approach over the intended service life of the structure with stability, durability, and compatibility with cement. Particularly, SSMS offers simplified data acquisition and higher scalability for extensive projects due to their ease of installation. Notably, FOS only provides a comprehensive solution for monitoring various parameters. Ultimately, the choice between the technologies should also be guided by an understanding of the project's requirements with consideration of factors such as accuracy, sensitivity, cost, and structural environment. Nevertheless, the development of SSMS composites is challenging with complicated nanomaterial that is to be optimized. In this regard, SSMS composites with higher evolution (level 5) technology in SHM will be an ideal choice for early detection of potential issues during structural integrity. Hence the SSMS composites is recommended over FOS in multiple contexts for SHM. The future direction and challenges in the evolution of SSMS is outlined as follows:

- Extensive investigation is necessary to achieve self-healing property in SSMS composites for structural integrity.
- The parameters of SSMS composites could be optimized by decoupling algorithm with circuit measurement method or micro-mechanic modeling.
- In-depth investigation is required to study the synergistic effect of SSMS composites.
- The trend of correlating SSMS composites with concrete structures could be extended beyond the SHM to military vigilance.

Abbreviations

FBG – Fiber bragg grating
FCR – Fractional change in resistivity
FOS – Fiber optic sensor
POF – Plastic optical fibers
SHM – Structural health monitoring
SSMS – Self-sensing multifunctional sensor

Acknowledgement

Authors would like to thank Vellore Institute of Technology for providing facilities for carry this research and thank Dean-School of Civil Engineering.

References

- [1] Gagg CR. Cement and concrete as an engineering material: An historic appraisal and case study analysis. *Eng Fail Anal.* 2014;40:114-40. <https://doi.org/10.1016/j.engfailanal.2014.02.004>
- [2] Gardner D, Lark R, Jefferson T, Davies R. A survey on problems encountered in current concrete construction and the potential benefits of self-healing cementitious materials. *Case Stud Constr Mater.* 2018;8(October 2017):238-47. <https://doi.org/10.1016/j.cscm.2018.02.002>
- [3] Van Damme H. Concrete material science: Past, present, and future innovations. *Cem Concr Res.* 2018;112(May):5-24. <https://doi.org/10.1016/j.cemconres.2018.05.002>
- [4] Madraszewski S, Stephan D. The decisive role of the abrasion stress in concrete corrosion during acid attack - Comparison of resistance of different concrete types. *Constr Build Mater.* 2023;408(May):133736. <https://doi.org/10.1016/j.conbuildmat.2023.133736>

- [5] Afroz S, Nguyen QD, Zhang Y, Kim T, Castel A. Cracking of limestone calcined clay blended concrete and mortar under restrained shrinkage. *Constr Build Mater.* 2023;386(May):131599. <https://doi.org/10.1016/j.conbuildmat.2023.131599>
- [6] Gan L, Liu Y, Zhang Z, Liu J, Jin H, Sun Y. Dynamic mechanical properties of concrete with freeze-thaw damage under different low-temperature conditions. *J Build Eng.* 2023;80(August):107986. <https://doi.org/10.1016/j.jobbe.2023.107986>
- [7] Pandiyan T, Solaiyan E. Effect of zinc industrial waste on the mechanical and microstructural properties of the ternary blended concrete. *Glob Nest J.* 2024;26(3):05555.
- [8] Yi TH, Li HN. Innovative structural health monitoring technologies. *Measurement*. 2016;88:343-4. <https://doi.org/10.1016/j.measurement.2016.05.038>
- [9] Salehi H, Burgueño R, Chakrabartty S, Lajnef N, Alavi AH. A comprehensive review of self-powered sensors in civil infrastructure: State-of-the-art and future research trends. *Eng Struct.* 2021;234(December 2020):111963. <https://doi.org/10.1016/j.engstruct.2021.111963>
- [10] Yu X, Fu Y, Li J, Mao J, Hoang T, Hao W. Recent advances in wireless sensor networks for structural health monitoring of civil infrastructure. *J Infrastruct Intell Resil* [Internet]. 2023. <https://doi.org/10.1016/j.carbpol.2021.118159>
- [11] Jayawickrema UMN, Herath HMCM, Hettiarachchi NK, Sooriyaarachchi HP, Epaarachchi JA. Fibre-optic sensor and deep learning-based structural health monitoring systems for civil structures: A review. *Measurement.* 2022;199(May):111543. <https://doi.org/10.1016/j.measurement.2022.111543>
- [12] Ansari F. Fiber optic sensors for structural health monitoring of civil infrastructure systems. In: Karbhari VM, Ansari FBTSHM of CIS, editors. *Woodhead Publishing Series in Civil and Structural Engineering* [Internet]. Woodhead Publishing; 2009. p. 260-82. <https://doi.org/10.1533/9781845696825.1.260>
- [13] Wang Y, Sun S, Zhang L. Self-sensing cementitious composites incorporating hybrid NGPs/CNTs/NCBs for structural health monitoring. *Sensors Actuators A Phys.* 2023;357(March):114365. <https://doi.org/10.1016/j.sna.2023.114365>
- [14] Pallarés FJ, Betti M, Bartoli G, Pallarés L. Structural health monitoring (SHM) and Nondestructive testing (NDT) of slender masonry structures: A practical review. *Constr Build Mater.* 2021;297:123768. <https://doi.org/10.1016/j.conbuildmat.2021.123768>
- [15] Floris I, Adam JM, Calderón PA, Sales S. Fiber Optic Shape Sensors: A comprehensive review. *Opt Lasers Eng.* 2021;139(December 2020):106508. <https://doi.org/10.1016/j.optlaseng.2020.106508>
- [16] Das S, Saha P. A review of some advanced sensors used for health diagnosis of civil engineering structures. *Measurement.* 2018 Dec 1;129:68-90. <https://doi.org/10.1016/j.measurement.2018.07.008>
- [17] Taheri S. A review on five key sensors for monitoring of concrete structures. *Constr Build Mater.* 2019;204:492-509. <https://doi.org/10.1016/j.conbuildmat.2019.01.172>
- [18] Fan L, Bao Y. Review of fiber optic sensors for corrosion monitoring in reinforced concrete. *Cem Concr Compos.* 2021;120(March):104029. <https://doi.org/10.1016/j.cemconcomp.2021.104029>
- [19] Han B, Ding S, Yu X. Intrinsic self-sensing concrete and structures: A review. *Meas J Int Meas Confed.* 2015;59:110-28. <https://doi.org/10.1016/j.measurement.2014.09.048>
- [20] Adresi M, Pakhirehzan F. Evaluating the performance of Self-Sensing concrete sensors under temperature and moisture variations- a review. *Constr Build Mater.* 2023;404(August):132923. <https://doi.org/10.1016/j.conbuildmat.2023.132923>
- [21] Gomasa R, Talakokula V, Kalyana Rama Jyosyula S, Bansal T. A review on health monitoring of concrete structures using embedded piezoelectric sensor. *Constr Build Mater.* 2023;405(August):133179. <https://doi.org/10.1016/j.conbuildmat.2023.133179>
- [22] Siahkouhi M, Razaqpur G, Hoult NA, Hajmohammadian Baghban M, Jing G. Utilization of carbon nanotubes (CNTs) in concrete for structural health monitoring (SHM) purposes: A review. *Constr Build Mater.* 2021;309(June):125137. <https://doi.org/10.1016/j.conbuildmat.2021.125137>
- [23] Bremer K, Wollweber M, Weigand F, Rahlves M, Kuhne M, Helbig R, et al. Fibre Optic Sensors for the Structural Health Monitoring of Building Structures. *Procedia Technol.* 2016;26:524-9. <https://doi.org/10.1016/j.protcy.2016.08.065>
- [24] Xie J, Yang H, Jing Z, Zhang Y, Hong W, Hu X. Condition assessment of concrete piers subjected to impact load using fiber optic sensing. *Case Stud Constr Mater.* 2022;17(October):e01597 Contents. <https://doi.org/10.1016/j.cscm.2022.e01597>
- [25] Antunes P, Lima H, Varum H, André P. Optical fiber sensors for static and dynamic health monitoring of civil engineering infrastructures: Abode wall case study. *Meas J Int Meas Confed.* 2012;45(7):1695-705. <https://doi.org/10.1016/j.measurement.2012.04.018>
- [26] Han T, Wu G, Lu Y. Crack monitoring using short-gauged Brillouin fiber optic sensor. *Meas J Int Meas Confed.* 2021;179(January):109461. <https://doi.org/10.1016/j.measurement.2021.109461>
- [27] Clark P, Boriniski J, Gunther M, Poland S. Modern fibre optic sensors. *Smart Mater Bull.* 2001;2001(6):8-11. [https://doi.org/10.1016/S1471-3918\(01\)80170-2](https://doi.org/10.1016/S1471-3918(01)80170-2)

- [28] Fernando GF. Fibre optic sensor systems for monitoring composite structures. *Reinf Plast.* 2005;49(11):41-9. [https://doi.org/10.1016/S0034-3617\(05\)70836-5](https://doi.org/10.1016/S0034-3617(05)70836-5)
- [29] Ansari F. State-of-the-art in the applications of fiber-optic sensors to cementitious composites. *Cem Concr Compos.* 1997;19(1):3-19. [https://doi.org/10.1016/S0958-9465\(96\)00038-8](https://doi.org/10.1016/S0958-9465(96)00038-8)
- [30] Jo HJ, Park DY, Kim KW, Ahn TJ. Real-time monitoring of concrete curing using fiber Bragg grating sensors: Strain and temperature measurement. *Sensors Actuators A Phys.* 2023;362(July):114650. <https://doi.org/10.1016/j.sna.2023.114650>
- [31] Majumder M, Gangopadhyay TK, Chakraborty AK, Dasgupta K, Bhattacharya DK. Fibre Bragg gratings in structural health monitoring-Present status and applications. *Sensors Actuators, A Phys.* 2008;147(1):150-64. <https://doi.org/10.1016/j.sna.2008.04.008>
- [32] Moyo P, Brownjohn JMW, Suresh R, Tjin SC. Development of fiber Bragg grating sensors for monitoring civil infrastructure. *Eng Struct.* 2005;27(12 SPEC. ISS.):1828-34. <https://doi.org/10.1016/j.engstruct.2005.04.023>
- [33] Takeda S ichi, Sato M, Ogasawara T. Simultaneous measurement of strain and temperature using a tilted fiber Bragg grating. *Sensors Actuators A Phys.* 2002;101:107-16. [https://doi.org/10.1016/S0924-4247\(02\)00188-7](https://doi.org/10.1016/S0924-4247(02)00188-7)
- [34] Poloso T. Fibre Bragg grating optical sensing technology. *Smart Mater Bull.* 2001;(September):7-10. [https://doi.org/10.1016/S1471-3918\(01\)80151-9](https://doi.org/10.1016/S1471-3918(01)80151-9)
- [35] Matveenko V, Kosheleva N, Serovaev G. Measurement of strain and temperature by fiber-optic sensors embedded into samples manufactured by additive technology. *Procedia Struct Integr.* 2022;42:307-14. <https://doi.org/10.1016/j.prostr.2022.12.038>
- [36] Kister G, Winter D, Badcock RA, Gebremichael YM, Boyle WJO, Meggitt BT, et al. Structural health monitoring of a composite bridge using Bragg grating sensors. Part 1: Evaluation of adhesives and protection systems for the optical sensors. *Eng Struct.* 2007;29(3):440-8. <https://doi.org/10.1016/j.engstruct.2006.05.012>
- [37] Villalba S, Casas JR. Application of optical fiber distributed sensing to health monitoring of concrete structures. *Mech Syst Signal Process.* 2013;39(1-2):441-51. <https://doi.org/10.1016/j.ymssp.2012.01.027>
- [38] Liu Y, Bao Y. Automatic interpretation of strain distributions measured from distributed fiber optic sensors for crack monitoring. *Measurement.* 2023;211:112629. <https://doi.org/10.1016/j.measurement.2023.112629>
- [39] Wijaya H, Rajeev P, Gad E. Distributed optical fibre sensor for infrastructure monitoring: Field applications. *Opt Fiber Technol.* 2021;64(May):102577. <https://doi.org/10.1016/j.yofte.2021.102577>
- [40] Mieloszyk M, Majewska K, Ostachowicz W. Application of embedded fibre Bragg grating sensors for structural health monitoring of complex composite structures for marine applications. *Mar Struct.* 2021;76(November 2020):1-17. <https://doi.org/10.1016/j.marstruc.2020.102903>
- [41] Yang J, Yuan L. Package and installation of embeddable fiber optic sensors. *Opt Lasers Eng.* 2009;47(10):1085-90. <https://doi.org/10.1016/j.optlaseng.2009.05.002>
- [42] Yuan LB, Jin W, Zhou LM, Lau KT. The temperature characteristic of fiber-optic pre-embedded concrete bar sensor. *Sensors Actuators, A Phys.* 2001;93(3):206-13. [https://doi.org/10.1016/S0924-4247\(01\)00657-4](https://doi.org/10.1016/S0924-4247(01)00657-4)
- [43] Zhao J, Bao T, Chen R. Crack monitoring capability of plastic optical fibers for concrete structures. *Opt Fiber Technol.* 2015;24:70-6. <https://doi.org/10.1016/j.yofte.2015.05.008>
- [44] Ramani V, Kuang KSC. Monitoring of rebar corrosion in concrete structures using a lens-based plastic optical fiber (LPOF) sensor. *Constr Build Mater.* 2021;276:122129. <https://doi.org/10.1016/j.conbuildmat.2020.122129>
- [45] Liao W, Zhuang Y, Zeng C, Deng W, Huang J, Ma H. Fiber optic sensors enabled monitoring of thermal curling of concrete pavement slab: Temperature, strain and inclination. *Measurement.* 2020;165:108203. <https://doi.org/10.1016/j.measurement.2020.108203>
- [46] Lokesh R, Pandian MS, Karthikeyan NK, Hema N. Performance of different post tensioning slab system and its environmental constraints. *AIP Conf Proc [Internet].* 2023 Sep 13;2764(1):50008. <https://doi.org/10.1063/5.0144285>
- [47] Berrocal CG, Fernandez I, Bado MF, Casas JR, Rempling R. Assessment and visualization of performance indicators of reinforced concrete beams by distributed optical fibre sensing. *Struct Heal Monit.* 2021;20(6):3309-26. <https://doi.org/10.1177/1475921720984431>
- [48] Yoon HJ, Song KY, Choi C, Na HS, Kim JS. Real-Time Distributed Strain Monitoring of a Railway Bridge during Train Passage by Using a Distributed Optical Fiber Sensor Based on Brillouin Optical Correlation Domain Analysis. *J Sensors [Internet].* 2016 Jan 1;2016(1):9137531. <https://doi.org/10.1155/2016/9137531>

- [49] Naruse H, Uehara H, Deguchi T, Fujihashi K, Onishi M, Espinoza R, et al. Application of a distributed fibre optic strain sensing system to monitoring changes in the state of an underground mine. *Meas Sci Technol* [Internet]. 2007;18(10):3202. <https://doi.org/10.1088/0957-0233/18/10/S23>
- [50] Ye XW, Su YH, Xi P Sen. Statistical analysis of stress signals from bridge monitoring by FBG system. *Sensors (Switzerland)*. 2018;18(2):491. <https://doi.org/10.3390/s18020491>
- [51] Barrias A, Rodriguez G, Casas JR, Villalba S. Application of distributed optical fiber sensors for the health monitoring of two real structures in Barcelona. *Struct Infrastruct Eng* [Internet]. 2018 Jul 3;14(7):967-85. <https://doi.org/10.1080/15732479.2018.1438479>
- [52] Jia Z, Ren L, Li H, Sun W. Pipeline leak localization based on FBG hoop strain sensors combined with BP neural network. *Appl Sci*. 2018;8(2):146. <https://doi.org/10.3390/app8020146>
- [53] Han J, Pan J, Cai J, Li X. A review on carbon-based self-sensing cementitious composites. *Constr Build Mater*. 2020 Dec 30;265:120764. <https://doi.org/10.1016/j.conbuildmat.2020.120764>
- [54] Li L, Wei H, Hao Y, Li Y, Cheng W, Ismail YA, et al. Carbon nanotube (CNT) reinforced cementitious composites for structural self-sensing purpose: A review. *Constr Build Mater*. 2023;392(November 2022):131384. <https://doi.org/10.1016/j.conbuildmat.2023.131384>
- [55] Henrique Nalon G, Lopes Ribeiro JC, Gonçalves Pedroti L, Marcio da Silva R, Nery Duarte de Araújo E, Emilio Soares de Lima G. Smart laying mortars for masonry structures: effects of lime/cement ratio and carbon nanomaterials content on self-sensing behavior. *Cem Concr Compos*. 2024;145(March 2023):105351. <https://doi.org/10.1016/j.cemconcomp.2023.105351>
- [56] Le HV, Nguyen VM, Pham TN, Tang VL, Pham XN, Nguyen DL, et al. Self-sensing characteristics of smart high-performance cementitious composites containing multiwall carbon nanotubes, steel fibers, and steel slag aggregates under compression. *Sensors Actuators A Phys*. 2024;365(December 2023):114920. <https://doi.org/10.1016/j.sna.2023.114920>
- [57] Karthikeyan NK, Elavenil S. Enhancing the interface of cement-paste composite by dispersing sustainable nano-carbon pyrolytic char with silica fume: a sustainable and effective approach. *Glob Nest J*. 2024;26(4):05662. <https://doi.org/10.30955/gnj.005662>
- [58] Dong W, Li W, Wang K, Guo Y, Sheng D, Shah SP. Piezoresistivity enhancement of functional carbon black filled cement-based sensor using polypropylene fibre. *Powder Technol*. 2020;373:184-94. <https://doi.org/10.1016/j.powtec.2020.06.029>
- [59] Dong W, Li W, Wang K, Vessalas K, Zhang S. Mechanical strength and self-sensing capacity of smart cementitious composite containing conductive rubber crumbs. *J Intell Mater Syst Struct* [Internet]. 2020 May 5;31(10):1325-40. 8 <https://doi.org/10.1177/1045389X20916788>
- [60] Karthikeyan NK, Elavenil S. Dispersion effect of nano-structure pyrolytic carbon on mechanical , electrical , and microstructural characteristics of cement mortar composite. *Int J Smart Nano Mater* [Internet]. 2024;00(00):1-45.
- [61] Bueche F. Electrical resistivity of conducting particles in an insulating matrix. *J Appl Phys* [Internet]. 2003 Nov 10;43(11):4837-8. <https://doi.org/10.1063/1.1661034>
- [62] Simmons JG. Generalized Formula for the Electric Tunnel Effect between Similar Electrodes Separated by a Thin Insulating Film. *J Appl Phys* [Internet]. 2004 Jun 9;34(6):1793-803. <https://doi.org/10.1063/1.1702682>
- [63] van Beek LKH, van Pul BICF. Internal field emission in carbon black-loaded natural rubber vulcanizates. *J Appl Polym Sci* [Internet]. 1962 Nov 1;6(24):651-5. <https://doi.org/10.1002/app.1962.070062408>
- [64] D S McLachlan. An equation for the conductivity of binary mixtures with anisotropic grain structures. *J Phys C Solid State Phys* [Internet]. 1987;20(7):865. <https://doi.org/10.1088/0022-3719/20/7/004>
- [65] Kanagasundaram K, Solaiyan E. Smart cement-sensor composite_ The evolution of nanomaterial in developing sensor for structural integrity. *Struct Concr*. 2023;24(5):1-41. <https://doi.org/10.1002/suco.202201145>
- [66] Dong W, Li W, Vessalas K, He X, Sun Z, Sheng D. Piezoresistivity deterioration of smart graphene nanoplate/cement-based sensors subjected to sulphuric acid attack. *Compos Commun*. 2021;23(August 2020):100563. <https://doi.org/10.1016/j.coco.2020.100563>
- [67] Davim JP, Charitidis CA, editors. *Nanocomposites* [Internet]. Materials, Manufacturing and Engineering. De Gruyter.
- [68] Ding S, Dong S, Ashour A, Han B. Development of sensing concrete: Principles, properties and its applications. *J Appl Phys* [Internet]. 2019 Dec 23;126(24):241101. <https://doi.org/10.1063/1.5128242>
- [69] Wang L, Aslani F. Structural performance of reinforced concrete beams with 3D printed cement-based sensor embedded and self-sensing cementitious composites. *Eng Struct*. 2023;275(November 2022):115266. <https://doi.org/10.1016/j.engstruct.2022.115266>
- [70] Pan HH, Guan JC. Stress and strain behavior monitoring of concrete through electromechanical impedance using piezoelectric cement sensor and PZT sensor. *Constr Build Mater*. 2022;324(February):126685. <https://doi.org/10.1016/j.conbuildmat.2022.126685>

- [71] Rao RK, Sindu BS, Sasmal S. Real-time monitoring of structures under extreme loading using smart composite-based embeddable sensors. *J Intell Mater Syst Struct* [Internet]. 2022 Nov 8;34(9):1073-96. <https://doi.org/10.1177/1045389X221128586>
- [72] Birgin HB, Laflamme S, D'alessandro A, Garcia-Macias E, Ubertini F. A weigh-in-motion characterization algorithm for smart pavements based on conductive cementitious materials. *Sensors* (Switzerland). 2020;20(3):659. <https://doi.org/10.3390/s20030659>
- [73] Abedi M, Fanguero R, Gomes Correia A. A review of intrinsic self-sensing cementitious composites and prospects for their application in transport infrastructures. *Constr Build Mater*. 2021 Dec 6;310:125139. <https://doi.org/10.1016/j.conbuildmat.2021.125139>
- [74] Dong W, Li W, Guo Y, Sun Z, Qu F, Liang R, et al. Application of intrinsic cement-based sensor for traffic detections of human motion and vehicle speed. *Constr Build Mater*. 2022;355(July):129130. <https://doi.org/10.1016/j.conbuildmat.2022.129130>
- [75] Vertuccio L, Guadagno L, Spinelli G, Lamberti P, Tucci V, Russo S. Piezoresistive properties of resin reinforced with carbon nanotubes for health-monitoring of aircraft primary structures. *Compos Part B Eng*. 2016;107:192-202. <https://doi.org/10.1016/j.compositesb.2016.09.061>
- [76] Jing G, Siahkouhi M, Riley Edwards J, Dersch MS, Hoult NA. Smart railway sleepers - a review of recent developments, challenges, and future prospects. *Constr Build Mater*. 2021;271:121533. <https://doi.org/10.1016/j.conbuildmat.2020.121533>
- [77] Ding S, Xiang Y, Ni YQ, Thakur V kumar, Wang X, Han B. In-situ synthesizing carbon nanotubes on cement to develop self-sensing cementitious composites for smart high-speed rail infrastructures. *Nano Today*. 2022;43:101438. <https://doi.org/10.1016/j.nantod.2022.101438>
- [78] Karthikeyan NK, Elavenil S. Developing Integral Hydrophobic Cement Mortar Composite Using Sustainable Carbon Nanomaterial: Wettability and Surface Energy. *Iran J Sci Technol - Trans Civ Eng*. 2024. <https://doi.org/10.1007/s40996-024-01603-6>
- [79] Joseph Gnanaraj S, Vasugi K. A comprehensive review of hydrophobic concrete: surface and bulk modifications for enhancing corrosion resistance. *Eng Res Express*. 2024;6(3):032101. <https://doi.org/10.1088/2631-8695/ad5d55>
- [80] Han B, Ou J. Embedded piezoresistive cement-based stress/strain sensor. *Sensors Actuators A Phys* [Internet]. 2007;138(2):294-8. <https://doi.org/10.1016/j.sna.2007.05.011>
- [81] Han B, Zhang L, Sun S, Yu X, Dong X, Wu T, et al. Electrostatic self-assembled carbon nanotube/nano carbon black composite fillers reinforced cement-based materials with multifunctionality. *Compos Part A Appl Sci Manuf* [Internet]. 2015;79:103-15. <https://doi.org/10.1016/j.compositesa.2015.09.016>
- [82] Monteiro AO, Cachim PB, Costa PMF]. Self-sensing piezoresistive cement composite loaded with carbon black particles. *Cem Concr Compos* [Internet]. 2017;81:59-65. <https://doi.org/10.1016/j.cemconcomp.2017.04.009>
- [83] Zhang L, Ding S, Li L, Dong S, Wang D, Yu X, et al. Effect of characteristics of assembly unit of CNT/NCB composite fillers on properties of smart cement-based materials. *Compos Part A Appl Sci Manuf*. 2018;109(June):303-20. <https://doi.org/10.1016/j.compositesa.2018.03.020>
- [84] Nalon GH, Ribeiro JCL, Araújo END de, Pedrotti LG, Carvalho JMF de, Santos RF, et al. Effects of different kinds of carbon black nanoparticles on the piezoresistive and mechanical properties of cement-based composites. *J Build Eng* [Internet]. 2020;32:101724. <https://doi.org/10.1016/j.jobe.2020.101724>
- [85] Wang L, Aslani F. Development of self-sensing cementitious composites incorporating CNF and hybrid CNF/CF. *Constr Build Mater* [Internet]. 2021;273:121659. <https://doi.org/10.1016/j.conbuildmat.2020.121659>
- [86] Dong W, Guo Y, Sun Z, Tao Z, Li W. Development of piezoresistive cement-based sensor using recycled waste glass cullets coated with carbon nanotubes. *J Clean Prod* [Internet]. 2021;314:127968. <https://doi.org/10.1016/j.jclepro.2021.127968>
- [87] Wang L, Aslani F. Piezoresistivity performance of cementitious composites containing activated carbon powder, nano zinc oxide and carbon fibre. *Constr Build Mater*. 2021;278:122375. <https://doi.org/10.1016/j.conbuildmat.2021.122375>
- [88] D'Alessandro A, Tiecco M, Meoni A, Ubertini F. Improved strain sensing properties of cement-based sensors through enhanced carbon nanotube dispersion. *Cem Concr Compos* [Internet]. 2021;115:103842. <https://doi.org/10.1016/j.cemconcomp.2020.103842>
- [89] Liu L, Xu J, Yin T, Wang Y, Chu H. Improving electrical and piezoresistive properties of cement-based composites by combined addition of nano carbon black and nickel nanofiber. *J Build Eng* [Internet]. 2022;51:104312. <https://doi.org/10.1016/j.jobe.2022.104312>
- [90] Wang Y, Fu Y, Meng Z, Wan B, Han B. Experimental study and piezoresistive mechanism of electrostatic self-assembly of carbon nanotubes-carbon black/epoxy nanocomposites for structural health monitoring. *J Mater Sci* [Internet]. 2022;57(26):12416-37. <https://doi.org/10.1007/s10853-022-07402-6>

- [91] Wang Y, Zhang L. Development of self-sensing cementitious composite incorporating hybrid graphene nanoplates and carbon nanotubes for structural health monitoring. *Sensors Actuators A Phys* [Internet]. 2022;336:113367. <https://doi.org/10.1016/j.sna.2022.113367>
- [92] Dong W, Li W, Sun Z, Ibrahim I, Sheng D. Intrinsic graphene/cement-based sensors with piezoresistivity and superhydrophobicity capacities for smart concrete infrastructure. *Autom Constr*. 2022;133:103983. <https://doi.org/10.1016/j.autcon.2021.103983>
- [93] Han B, Zhang K, Yu X, Kwon E, Ou J. Nickel particle-based self-sensing pavement for vehicle detection. *Meas J Int Meas Confed*. 2011;44(9):1645-50. <https://doi.org/10.1016/j.measurement.2011.06.014>
- [94] A. D, D. S, Pichumani M. Electro-mechanical investigations of steel fiber reinforced self-sensing cement composite and their implications for real-time structural health monitoring. *J Build Eng* [Internet]. 2022;51:104343. <https://doi.org/10.1016/j.jobe.2022.104343>
- [95] Rao RK, Sasmal S. Smart nano-engineered cementitious composite sensors for vibration-based health monitoring of large structures. *Sensors Actuators A Phys* [Internet]. 2020;311:112088. <https://doi.org/10.1016/j.sna.2020.112088>